

Welcome!

Year 1 Phonics Screening Check

Thursday 5th May 2022

Mrs Hilden- Year 1 Otters Class Teacher



What is Phonics?

We're teaching every
child to read with
Little Wandle Letters
and Sounds Revised

A complete SSP validated by
the Department for Education

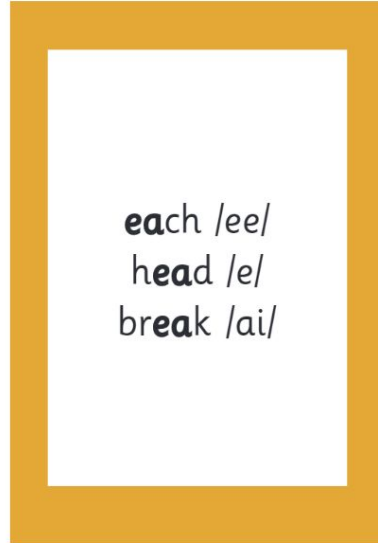


Children begin to learn phonics (sounds) in early years, both nursery and reception. At East Peckham Primary School, we teach early reading and spelling using the systematic, synthetic phonics programme revised “*Little Wandle Letters and Sound Revised*”.

Phonics is making the connection between the sounds of our spoken words and the letters that are used to write them down.



Reading and spelling



In Reception, children are taught Phase 2-4 sounds. We revisit and review Phase 4 at the beginning of Year 1. Phase 5 is taught for the most of the year in Year 1.

Phonics Terminology- some definitions:

Phoneme- is the smallest unit of sound in a word e.g. **c** for cat.

Grapheme- is the letter or letters representing the phoneme.































For example:

ai - digraph two letters that make one sound.


igh- trigraph three letters that make one sound.

Teaching further graphemes for reading:

Grow the code grapheme mat Phase 2, 3 and 5

 s ss c se ce st sc	 t tt	 p pp	 n nn kn gn	 m mm mb	 d dd	 g gg	 c k ck cc ch	 r rr wr	 h
 b bb	 f ff ph	 l ll le al	 j g dge ge	 v vv ve	 w wh	 x	 y	 z zz s se ze	 qu
 ch tch ture	 sh ch ti ssi si ci	 th	 ng	 nk	 a	 e ea	 i y	 o a	 u o-e ou

Grow the code grapheme mat Phase 2, 3 and 5

 ai ay a a-e eigh aigh ey ea	 ee ea e e-e ie y ey	 igh ie i i-e y	 oa o o-e ou oe ow	 oo ue u-e ew ou ui	yoo ue u u-e ew	 ou u* oul	 ar a* al*
 or aw au aur oor al a oar ore	 ur er ir or	 ow ou	 oi oy	 ear ere eer	air are ere ear	zh su si	

*depending on regional accent

Same sound, different letters:

may

make

pain

Same letters, different sounds:

mean

bread

Teaching alternative pronunciations for graphemes:

i fin, find	ow cow, blow	y yes, by, very
o hot, cold	ie tie, field	ch chin, school, chef
c cat, cent	ea eat, bread	ou out, shoulder, could, you
g got, giant	er farmer, her	
u but, put (<i>south</i>)	a hat, what	

What is the Phonics Screening Check?

Children in Year 1 throughout the country will all be taking part in a phonics screening check during the same week in June. Children in Year 2 will also take the check if they did not achieve the required result (32/40) when in Year 1 or if they have not taken the test before.

The phonics screening check is designed to confirm whether individual children have learnt phonic decoding and blending skills to an appropriate standard.

Phonics Screening at East Peckham Primary School will commence the week beginning **Monday 6th June 2022.**

A Guide to the Phonics Screening Check:

We're teaching every child to read with Little Wandle Letters and Sounds Revised

A complete SSP validated by the Department for Education



<https://www.littlewandlelettersandsounds.org.uk/resources/for-parents/>



[My Letters and Sounds](#) ▾ [For parents](#) [FAQs](#) [Everybody read!](#) [Shop](#) [My account](#) [Search](#) [Blog](#) [Contact us](#)

[View basket](#)

[Log out](#)

For parents



The resources on this page will help you support your child with saying their sounds and writing their letters. There are also some useful videos so you can see how they are taught at school and feel confident about supporting their reading at home. Find our full Reception and Year 1 teaching programme overview [here](#) to see what your child will learn and when.

Note: Member schools wanting to share content with parents should share the link to this page. While some of the same content appears in the Engaging parents section in the logged in area of the website, the content on the Engaging parents page can only be viewed by members.



How are the results used?

Results from the check will be used by schools to analyse their own performance and for Ofsted to use in inspections.

Reporting to Parents:

By the end of the summer term all schools must report each child's results to their parents. They will also confirm if the child has met the standard threshold. Children who do not achieve the expected level will retake the test when they are in Year 2.

How can I support my child at home?


- Read as much as possible to and with your child.
- Encourage and praise – get them to have a ‘good guess’.
- If your child is struggling to decode a word, help them by encouraging them to say each sound in the word from left to right.
- Blend the sounds by pointing to each one, e.g. /c/ in cat, /p/ in pat, /ng/ in sing, /ee/ in been. Next move your finger under the whole word as you say it.
- Discuss the meaning of words if your child does not know what they have read.

How can I support my child at home?

- Use the “*Grow The Code*” grapheme mat and “*Phase 3 Information Chart*” alongside your child’s reading to help them identify and remember sounds they may have difficulty with reading.
- Practise reading words (real and alien) from previous phonics screening checks which are available on the government website: <https://www.gov.uk/government/publications/phonics-screening-check-2019-materials>
- Print out the phonics screening materials to use as flashcards. Practise for 10 minutes a day.

Homework:

In preparation for the Phonics Screening Check, we will be making slight changes to our spelling homework. Every Friday your child will be given a sheet (see example below) which will inform you of the sounds we will be revising in school.

Little Wandle - Letters and Sounds Year 1 Phonics Home Learning	
Phase 5 – Summer 1 Week 1	

Please support your child to practise and reinforce the phonemes and graphemes we are learning in school. More information and support can be found on the Little Wandle website -

<https://www.littlewandlelettersandsounds.org.uk/resources/for-parents/>

Phonemes we will be revising this week in school –

ay	a-e
ea	e

We will be reading and writing words. Can you spot this week's phonemes?

play spray crayon stray made
snake amaze game bead read treat
least fever secret being she

We will be practising spelling these words.

play tray they sea treat pure made
game sure fever secret said

Thank you for our attendance today.