



Lemurs Curriculum Newsletter

Week Ending - 24.11.23



Dear Lemurs Parents and Carers,

What a lovely couple of weeks we have had celebrating Diwali and beginning to practise for our nativity! All children should now know what part they will be playing in the nativity and scripts have gone home for children who have a few words to say - if you have any questions to do with the nativity, your child's part or their costume please do come and see me.

On Thursday morning next week (**30th November**), we will be taking part in the first of this year's Inter-House Sports competitions which this time will focus on football. As we have forest school in the afternoon, we ask that just for this day, children come into school wearing their forest school clothes and a pair of trainers so that they can take part in the football activity. Please still provide their warmer clothes and puddle suits/wellies for them to wear at forest school in the afternoon.

On that note, just a quick reminder that forest school is on a **Thursday** and children need to come into school with their forest school clothes in a named bag ready to change into after lunch. As the days are now getting much colder, please can you ensure that children have sufficient layers of clothing to keep them warm and/or that they have a puddle suit which is lined to ensure they don't get too cold. An extra pair of socks as well as gloves and hats would be great too. Please also remember to return wellies on a **Friday or Monday** so that they are in school for the whole week should we need them.

As previously mentioned, after Christmas, children will need to wear a PE kit to school on our PE day which will be confirmed nearer the time. Please check our uniform policy on the school website for full details: <https://www.east-peckham.kent.sch.uk/school-uniform-policy/>


Best wishes,

Mrs Richardson & Miss Tait

Maths



In Maths we have been learning about the numbers 4 and 5. We have learnt how to recognise them when they are shown in different ways, for example on a dice or in a five frame and children have been working out what is 1 more and 1 less than a number up to 5. The children know that 5 can be made of 4 and 1, or 2 and 3 and they have demonstrated a good understanding of numbers to 5.



Home Learning: Practise representing numbers to 5 in different ways, can they show you 4 cars or 3 buttons? Can they find 5 things and show them in two groups to show the different ways they can make 5?

Phonics



We have continued to learn the next group of Phase 2 sounds including some more digraphs (two letters that make one sound)::



Pronunciation Phrase - v

Put your teeth against your bottom lip and make a buzzing sound **vvvvv**

Formation Phrase - v

Down to the bottom of the volcano and back up to the top.



Pronunciation Phrase - w

Pucker your lips and keep them small as you say **w w w**

Formation Phrase - w

Down and up and down and up the waves



Pronunciation Phrase - x

Mouth open, then push the **cs/x** sound through as you close your mouth **cs cs cs (x x x)**

Formation Phrase - x

From the top across the box to the bottom. From the top again across the box to the bottom



Pronunciation Phrase - y

Smile, tongue to the top of your mouth; say **y** without opening your mouth **y y y**

Formation Phrase - y

Down, around the yo-yo and curl round the string



Pronunciation Phrase - z

Show me your teeth and buzz the **z** sound **zzzzz**

Formation Phrase - z

Across the top of the zebra's head, zig-zag down its neck and along



Pronunciation Phrase - qu

Pucker your mouth, then open it as you say **qu qu qu**

Digraph (qu) -
two letters, one sound

Formation Phrase - qu

q - Round the queen's face, up to her crown, down her robe with flick at the end
u - Down and around the umbrella, and back to the ground



Pronunciation Phrase - ch

Pucker your lips and show your teeth; use your tongue as you say **ch ch ch**


Digraph (ch) -
two letters, one sound

Formation Phrase - ch

c - Curl around the cat
h - Down, up and over the helicopter

Please remember to share their Little Wandle book and library with your child at home and return them both to school along with their yellow reading record in their named plastic wallet every **Monday**. New Little Wandle books will be sent home on a Wednesday and we need to ensure all books have been returned as they will be needed for the next group to take home. Thank you for your support with this.

Literacy



Last week we celebrated World Nursery Rhyme Week. We learnt a different nursery rhyme each day and the children enjoyed writing key words to go with each rhyme. We are so proud of how confident the children are becoming to write words more independently.

This week our story has been 'The Little Red Hen' and the children were so excited to work together to make a batch of delicious bread rolls to share. We have drawn the characters in the story and labelled them as well as thinking about a new character who might have come along when they smelt the lovely scent of the freshly baked bread - we thought it could have been a fox, a wolf or even a bear!



This week we have reassessed the children's phonic knowledge and we have been blown away by how far they have come in just 3 weeks! We will assess again at the end of term on the newer sounds and let parents know which sounds still need practising at home. Thank you so much for your support with this - your help at home is really making a huge difference.

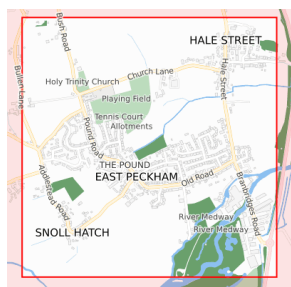
Understanding the World



We have really enjoyed learning about lots of different celebrations over the last few weeks including Bonfire Night, Remembrance Day and Diwali. The children have created some beautiful artwork and have finished their Diya lamps this week by painting them - we have provided them each with a tea light so they can light their lamps at home (under adult supervision of course!).



We have also been thinking about our inquiry question for this term: 'Where do I live?'. The children loved looking at Google Earth to zoom in on East Peckham and were able to spot some key locations in the village such as the park and our school. We also enjoyed taking a walk around the village to spot some of the local places we had discussed such as the shops and the village hall.





Have a fantastic weekend!

Mrs Richardson & Miss Tait

