



Lemurs Curriculum Newsletter

Week Ending - 10.11.23



Dear Lemurs Parents and Carers,

We have had a lovely couple of weeks following the half term and children have enjoyed learning about Autumn, Bonfire Night and Remembrance Day. We created some great firework paintings and mini firework rockets and we all made our own poppy for Remembrance Day.

It was a shame that our Remembrance walk was rained off this morning, but thank you to those family members who joined us in the hall instead. The children have reflected really well this week on the idea of remembrance and have a good understanding of what we are commemorating.



We are really excited about World Nursery Rhyme Week next week and hope to see lots of you at our short performance on **Friday 17th at 1.45pm**.

Please make sure you register here ASAP if you are able to attend so we can get an idea of numbers: <https://forms.gle/jm72vCxdV7bLPxVN9>.

Just a quick reminder to please ensure that children are bringing in a water bottle and coat to school every day. If they wish to bring hats and gloves too that is fine but please ensure everything is named.

Best wishes,


Mrs Richardson & Miss Tait

Maths



Last week we continued learning about the numbers 1, 2 and 3. The children are building their confidence to recognise these numbers without counting and are able to discuss the composition of each number and different ways of making a number, for example, 3 can be made of $1 + 1 + 1$ or $2 + 1$.

In Maths we have been learning about circles and triangles. We have been sorting the shapes into groups, arranging them to make images and spotting them in the environment. The children have created some great pieces of art in the style of Kandinsky too!



Home Learning: Practise spotting circles and triangles in the environment, particularly triangles such as right-angled triangles and isosceles triangles which may be less well known to children.

Phonics



This week we have started learning the next group of Phase 2 sounds including some more digraphs (two letters that make one sound)::



Pronunciation Phrase - ff

Open your lips a little; put your teeth on your bottom lip and push the air out to make the sound **ffff ffff**

Digraph (ff) -
two letters, one sound

Formation Phrase - ff

Down the flamingo to its foot and across its wing



Pronunciation Phrase - ss

Show your teeth and let the s hiss out **ssssss ssssss**

Digraph (ss) -
two letters, one sound

Formation Phrase - ss

Down the snake from head to tail



Pronunciation Phrase - ll

Open your mouth a little; put your tongue up to the top of your mouth, behind your teeth, and press **lllll lllll**

Digraph (ll) -
two letters, one sound

Formation Phrase - ll

Down the lollipop stick



Pronunciation Phrase - j


Pucker your lips and show your teeth use your tongue as you say **j j j**

Formation Phrase - j

Down the jellyfish and dot its head


Children should all now be coming home each week with a library book and a Little Wandle book. We are so impressed with the progress children are making so far and any help you can give at home to work on their recognition of phonemes and confidence to blend sounds into words would be greatly appreciated!

Literacy



Last week we read the story 'Room on the Broom' and the children loved recalling many of the key phrases together. They were able to discuss the characters in the story and enjoyed thinking about what the setting of a bog would look like. We also imagined that the witch might have lost another item and enjoyed gathering lots of ideas on what she might have lost and who could have found it!

This week we have been reading 'The Three Little Pigs'. The children have loved role-playing the story and pretending to be the pigs and the big bad wolf. They have also enjoyed sequencing the story and creating a 'wanted' poster for the wolf.



Have a fantastic weekend!

Mrs Richardson & Miss Tait



Equality, Pride, Success